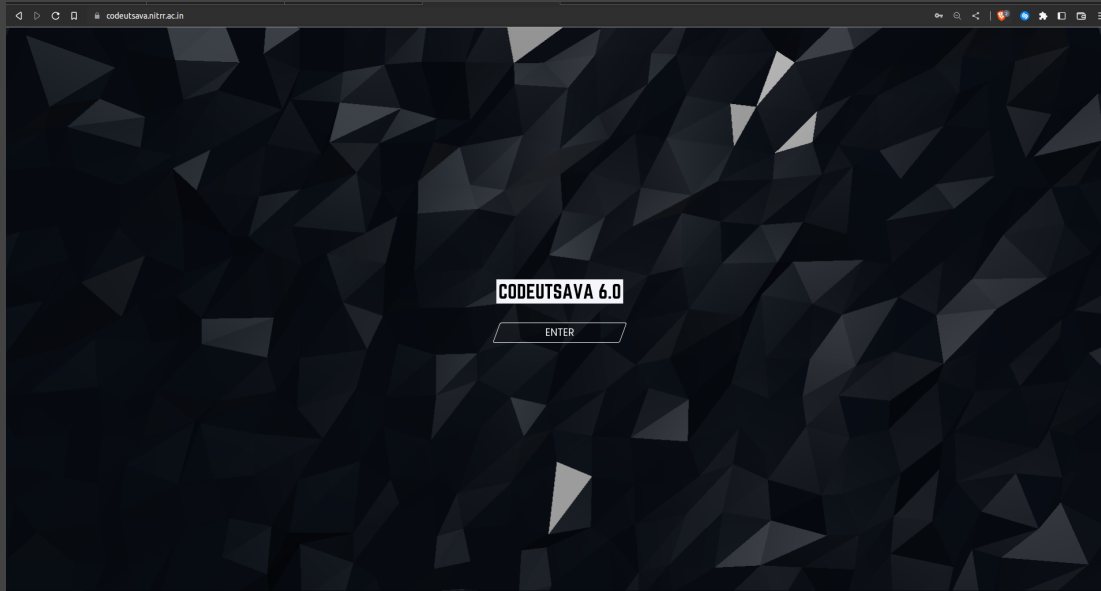


## HOW TO REGISTER ON DEVFOLIO FOR CODEUTSAVA 6.0

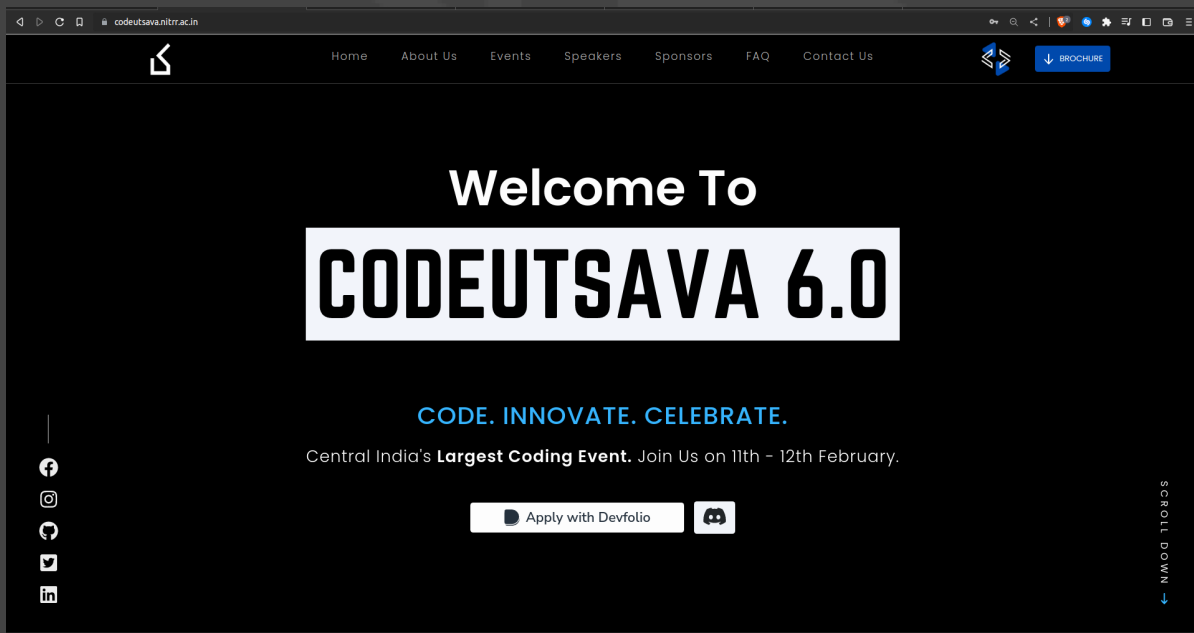
**STEP 1 :** Go to <https://codeutsava.nitrr.ac.in/>

**STEP 2 :**



Click "Enter" button

**STEP 3 :**



Click "Apply With Devfolio" button

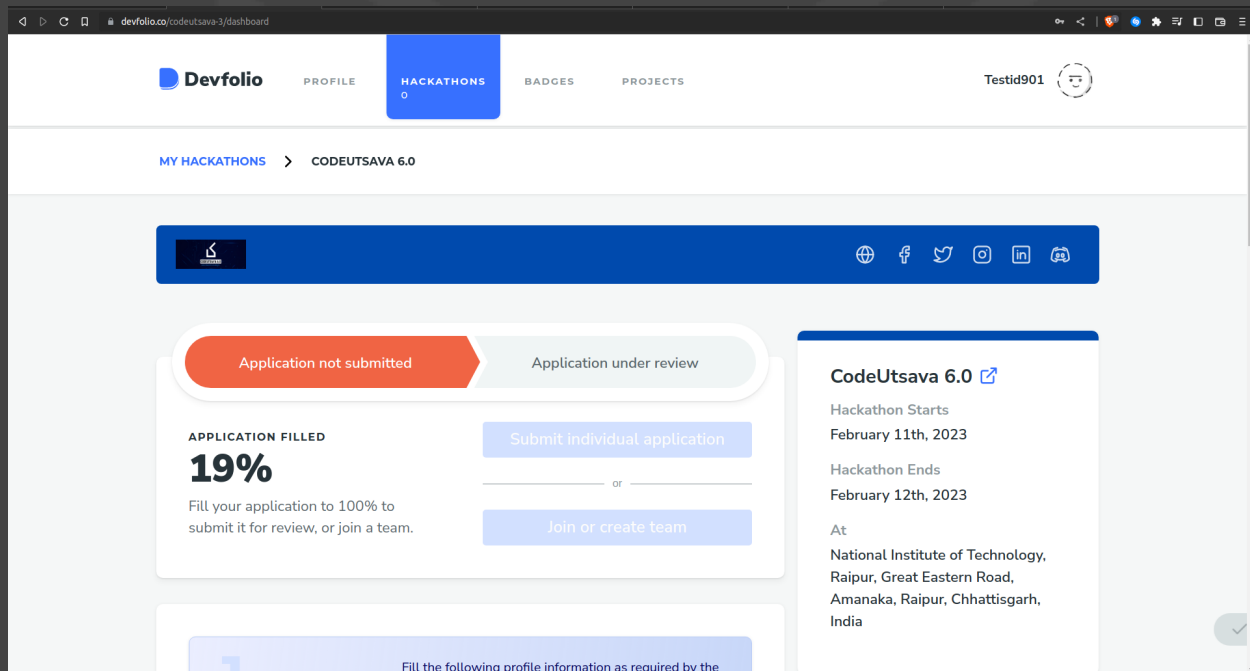
## STEP 4 :



The screenshot shows a web browser window with the URL `codeutsava.nitr.ac.in`. The page features a navigation menu with links for Home, About Us, Events, Speakers, Sponsors, FAQ, and Contact Us. A prominent message at the top reads: "Create a Devfolio account to continue your application to CodeUtsava 6.0." Below this, the Devfolio logo is displayed with the text "Welcome To Your one application to the best hackathons". The registration form is centered and includes the following fields: "EMAIL" (containing `aniketedits123654@gmail.com`), "USERNAME" (containing `Testid901`), and "PASSWORD" (masked with dots). A checkbox is checked, with the text: "Stay on top of upcoming initiatives and newsletters; feel free to unsubscribe whenever you want." Below the form is a "Continue" button. The background of the page features a large "CODEUTSAVA 6.0" watermark and a "SCROLL DOWN" arrow on the right side.

A Pop-Up Form will appear. To Register on Devfolio, Enter your Email-Id, Username and Create a Password. Click “**Continue**” button

## STEP 5 : Devfolio page will open and will look like this:



The screenshot shows the Devfolio dashboard for the user `Testid901`. The navigation menu includes PROFILE, HACKATHONS (0), BADGES, and PROJECTS. The main content area is titled "MY HACKATHONS > CODEUTSAVA 6.0". A progress bar indicates the application status: "Application not submitted" (orange) and "Application under review" (light blue). The progress bar shows "APPLICATION FILLED 19%". Below the progress bar, there are two buttons: "Submit individual application" and "Join or create team". To the right, the "CodeUtsava 6.0" hackathon details are listed: "Hackathon Starts February 11th, 2023" and "Hackathon Ends February 12th, 2023". The location is "At National Institute of Technology, Raipur, Great Eastern Road, Amanaka, Raipur, Chhattisgarh, India".

## STEP 6 : Scroll Down :

organizers of CodeUtsava 6.0.

Next: Education

FIRST NAME: Test

LAST NAME: Id

BIO: This is just to show how to register on Devfolio

I IDENTIFY AS: Male

T-SHIRT SIZE: M

Size chart - find your right fit

Next: Education

Application not submitted

APPLICATION FILLED 31%

Fill your application to 100% to submit it for review, or join a team.

Submit individual application

or

Join or create team

Enter your First Name, Last Name, Bio (About Yourself), I Identify as (Gender), T-Shirt Size. Press **“Next: Education”** button.

## STEP 7 :

Fill the following profile information as required by the organizers of CodeUtsava 6.0.

Previous: About

Next: Experience

I don't have a formal education

DEGREE TYPE: Bachelors

EDUCATIONAL INSTITUTION: National Institute of Technology Raipur

I currently study here

FIELD OF STUDY: Electronics & Communication Engineering

EXPECTED MONTH OF GRADUATION: July

EXPECTED YEAR OF GRADUATION: 2025

Previous: About

Next: Experience

Application not submitted

APPLICATION FILLED 45%

Fill your application to 100% to submit it for review, or join a team.

Submit individual application

or

Join or create team

Enter your Degree Type, Educational Institution, Field of Study, Expected Month of Graduation, Expected Year of Graduation. Press **“Next: Experience”** button.

## STEP 8 :

organizers of **CodeUtsava 6.0.**

Previous: Education

●●○●●

Next: Links

WHICH OF THE FOLLOWING DESCRIBES YOU BEST?

Designer

Frontend Developer

Backend Developer

Mobile Developer

Blockchain Developer

Other

RANK YOUR TOP 5 TECH SKILLS

1. React⊗

2. Django⊗

3. C++⊗

4. Team work⊗

5. Time management⊗

Suggested

- + Shell
- + Kotlin
- + React.js
- + Node.js
- + Go
- + Rust
- + Solidity
- + Python
- + TypeScript
- + JavaScript

RESUME

✓ resume\_Testid901

Update Resume

Previous: Education

●●○●●

Next: Links

Application not submitted

**APPLICATION FILLED**

# 60%

Fill your application to 100% to submit it for review, or join a team.

Submit individual application

\_\_\_\_\_ or \_\_\_\_\_

Join or create team

Enter your Skills and Upload your Resume. Press “**Next: Links**” button.

## STEP 9 :

1 Fill the following profile information as required by the organizers of **CodeUtsava 6.0**.

Previous: Experience ● ● ● ○ ● Next: Contact

Having an account in the following service(s) is required to participate in CodeUtsava 6.0.

GITHUB

LINKEDIN

FACEBOOK

Previous: Experience ● ● ● ○ ● Next: Contact

Enter your Github, LinkedIn and facebook ID Link. Press “Next: Contact” button.

## STEP 10 :

1 Fill the following profile information as required by the organizers of **CodeUtsava 6.0**.

Previous: Links ● ● ● ● ○ Next

CITY  PHONE NUMBER

EMERGENCY CONTACT NAME  EMERGENCY CONTACT NUMBER

**VERIFY YOUR EMAIL**

Clicking "Verify" will send a 6 digit verification code to your email. You can also edit your email and request a new verification code.

Email  
aniketedits123654@gmail.com

NOT VERIFIED Verify Edit

Previous: Links ● ● ● ● ○ Next

Application not submitted

**APPLICATION FILLED**  
**83%**

Fill your application to 100% to submit it for review, or join a team.

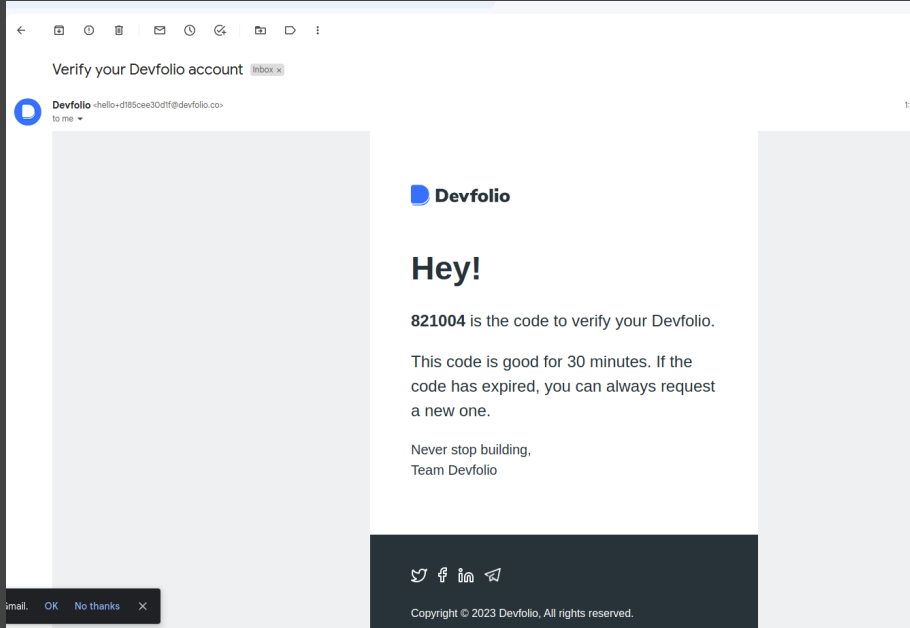
Submit individual application

or

Join or create team

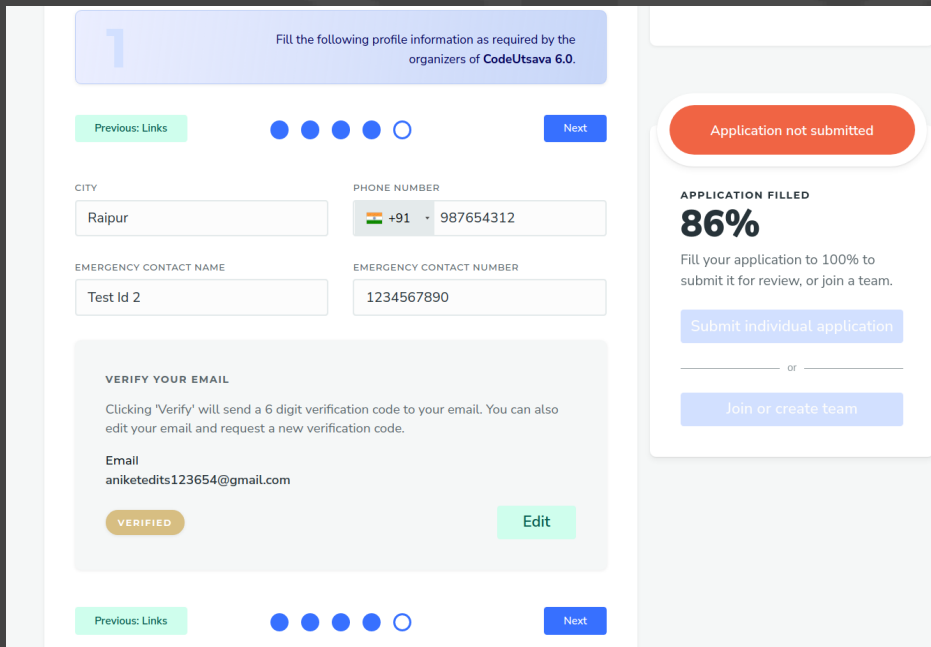
Enter your City, Phone Number, Emergency Contact Name, Emergency Contact Number. Click “Verify” button to send Email Verification mail on your gmail.

**STEP 11 :** Check your gmail for Email Verification Code :



**STEP 12 :** Go Back to the website and type the code.

**STEP 13 :** If You will enter the correct code, “VERIFIED” Brown Button would be visible.



Press “Next” button

## STEP 14 :

VERIFIED Edit

Previous: Links ● ● ● ● ○ Next

2 CodeUtsava 6.0 organizers wish to know the following for evaluating your application.

College Name \*  
NIT Raipur

Team Name \*  
Team Avatar

APPLICATION FILLED  
**100%**  
You are all set to submit your individual application or join a team!

Submit individual application

or

Join or create team

Scroll Down and Enter College Name & Team Name

STEP 15 : Scroll Up and Click “Next” button

STEP 16 : This Screen would Appear :

Application not submitted Application under review

< Back

When you submit you profile as part of a team we take the strength of the entire team into consideration and not just the strength of individual profiles. Sometimes, the whole is greater than the sum of its parts.

TEAM NAME  
Create team

OR

TEAM CODE  
e.g. HX567QUV Join Team

CodeUtsava 6.0

Hackathon Starts  
February 11th, 2023

Hackathon Ends  
February 12th, 2023

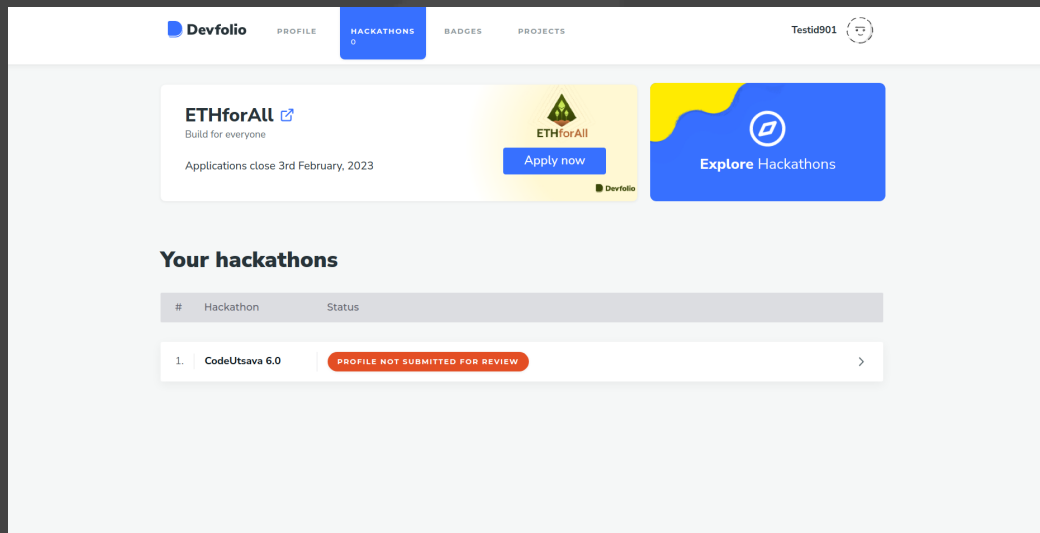
At  
National Institute of Technology,  
Raipur, Great Eastern Road,  
Amanaka, Raipur, Chhattisgarh,  
India

**STEP 17 :** If you are the 'Leader' of your team, Enter Team Name and Click "Create Team" button. A Code would be generated. Copy the Code and send it to all your Teammates and Tell them to register on Devfolio.

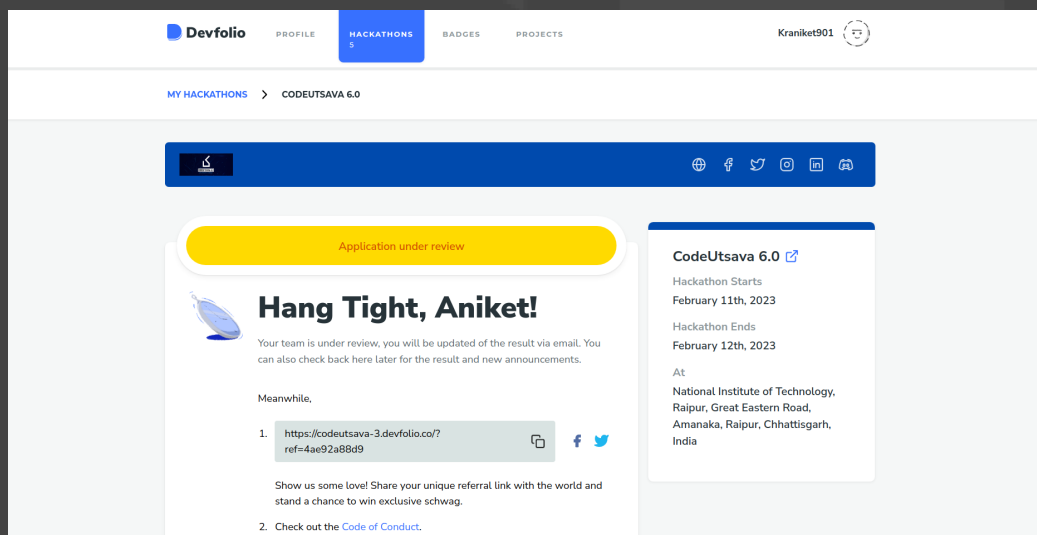
If you are **NOT the 'Leader'**, Paste the Code given by your Team Leader in the Team Code box. Click "Join Team" button

**STEP 18 :** After the Devfolio registration of all the teammates, Leader can Submit the form for review.

If the form is not submitted, This will be shown:



If it is Submitted, This would be shown:





Wait until the reviewing process is completed. If your team would be shortlisted, you would receive an email.

*All the Best !!*  
**Team TCP**

